

# EB12-100X 12V 100Ah(10hr)



The rechargeable batteries are lead-lead dioxide systems. The dilute sulfuric acid electrolyte is absorbed by separators and plates and thus immobilized. Should the battery be accidentally overcharged producing hydrogen and oxygen, special one-way valves allow the gases to escape thus avoiding excessive pressure build-up. Otherwise, the battery is completely sealed and is, therefore, maintenance-free, leak proof and usable in any position.

### Battery Construction

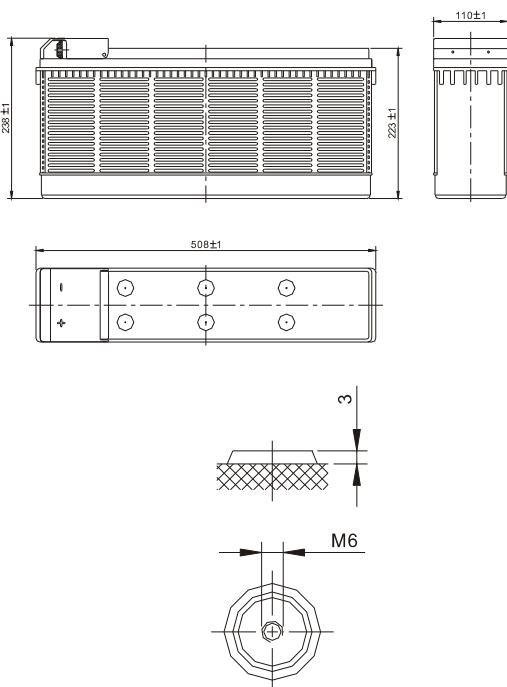
Component	Positive plate	Negative plate	Container	Cover	Safety valve	Terminal	Separator	Electrolyte
Raw material	Lead dioxide	Lead	ABS	ABS	Rubber	Copper	Fiberglass	Sulfuric acid

### General Features

- Absorbent Glass Mat (AGM) technology for efficient gas recombination of up to 99% and freedom from electrolyte maintenance or water adding.
- Not restricted for air transport-complies with IATA/ICAO Special Provision A67.
- UL-recognized component.
- Can be mounted in any orientation.
- Computer designed lead, calcium tin alloy grid for high power density.
- Long service life, float or cyclic applications.
- Maintenance-free operation.
- Low self discharge.

### Dimensions and Weight

Length(mm / inch).....508 / 20.00  
 Width(mm / inch).....110 / 4.33  
 Height(mm / inch).....223 / 8.78  
 Total Height(mm / inch).....238 / 9.37  
 Approx. Weight(Kg / lbs).....32 / 70.5



### Performance Characteristics

Nominal Voltage .....12V  
 Number of cell .....6  
 Design Life .....12 years  
 Nominal Capacity 68°F(20°C)  
     10 hour rate (10A, 1.8V/Cell) .....100Ah  
     5 hour rate (17.2A, 1.8V/Cell).....86Ah  
     1 hour rate (62.9A, 1.6V/Cell).....62.9Ah  
 Internal Resistance  
     Fully Charged battery 68°F(20°C).....6.3mOhms  
 Self-Discharge  
     3% of capacity declined per month at 20°C(average)  
 Operating Temperature Range  
     Discharge .....-20~60°C  
     Charge .....-10~60°C  
     Storage .....-20~60°C  
 Max. Discharge Current 68°F(20°C) .....900A(5s)  
 Charge Methods: Constant Voltage Charge 77°F(25°C)  
     Cycle use .....14.4~14.7V  
         Maximum charging current .....30A  
         Temperature compensation.....-30mV/°C  
     Standby use .....13.6~13.8V  
         Temperature compensation.....-20mV/°C

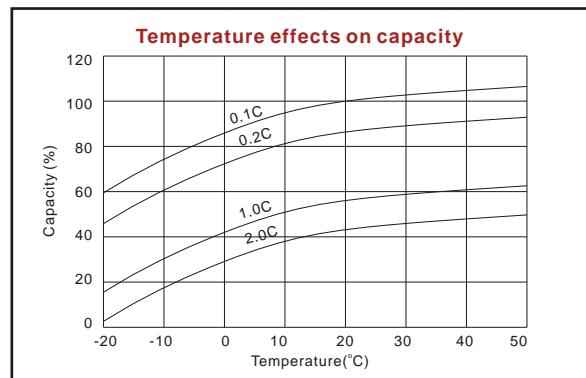
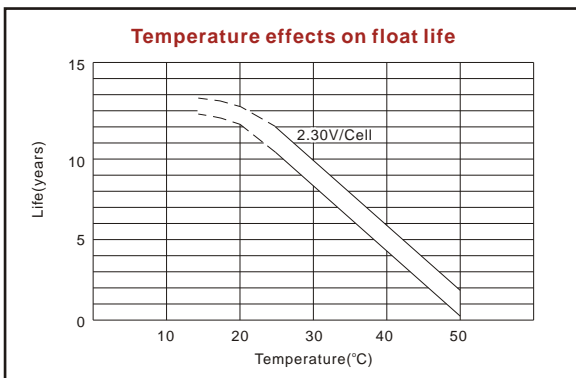
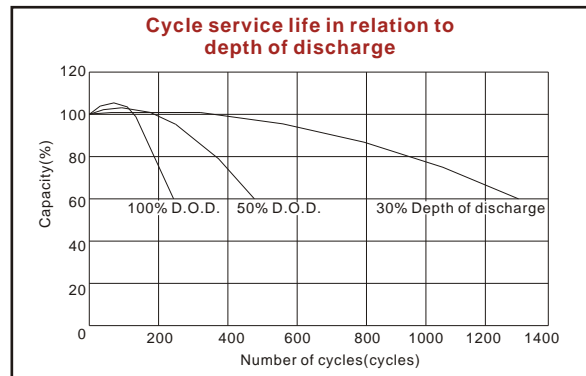
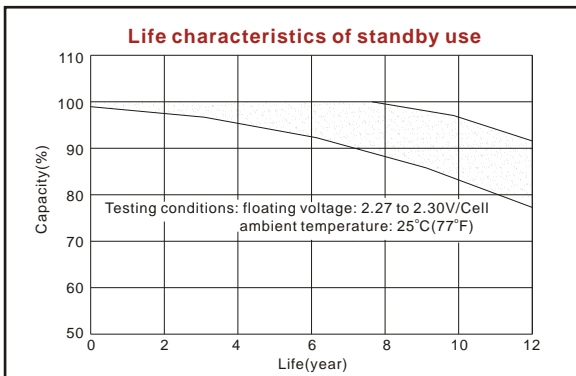
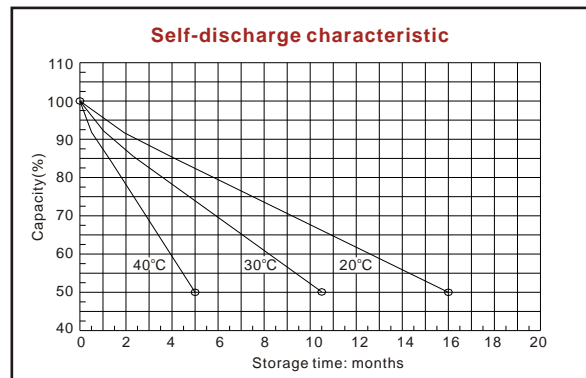
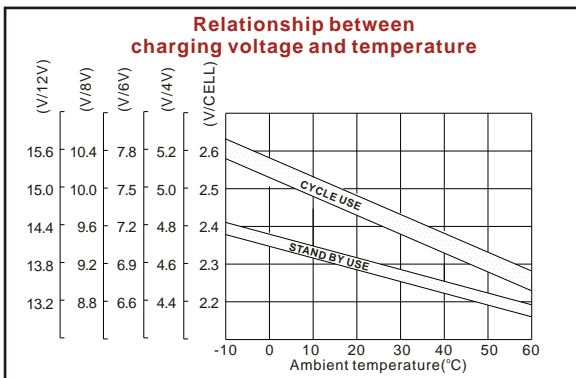
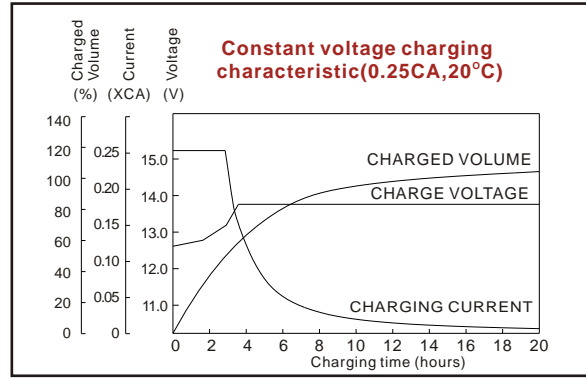
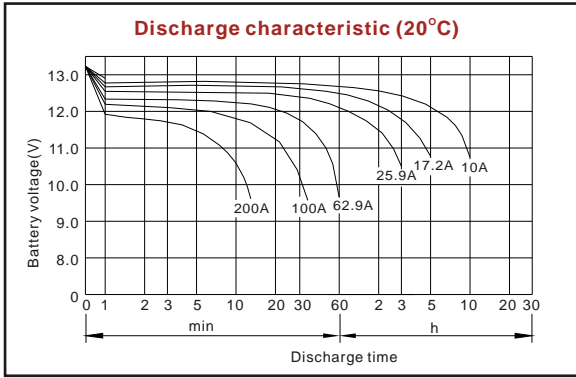
### Discharge Constant Current (Amperes at 68°F20°C)

End Point Volts/Cell	5min	10min	15min	30min	1h	3h	5h	10h
1.60V	312	229	191	106	62.9	27.9	18.5	11.00
1.65V	288	215	179	102	61.1	27.6	18.3	10.80
1.70V	272	200	166	99.5	59.2	27.1	18.0	10.50
1.75V	247	183	158	96.6	58.0	25.9	17.7	10.30
1.80V	226	167	143	91.9	55.2	24.6	17.2	10.00
1.85V	199	146	129	86.9	53.1	23.5	16.7	9.83
1.90V	161	130	109	81.0	51.3	22.4	15.8	9.66

### Discharge Constant Power (Watts at 68°F20°C)

End Point Volts/Cell	5min	10min	15min	30min	45min	1h	3h	5h
1.60V	553	405	336	190	147	118	51.8	34.4
1.65V	523	388	322	186	145	115	51.2	33.9
1.70V	500	368	304	182	141	114	50.3	33.6
1.75V	464	342	294	179	138	111	48.8	33.4
1.80V	436	319	278	176	136	109	47.6	33.3
1.85V	389	284	250	170	134	107	46.3	33.1
1.90V	322	263	220	162	127	101	44.8	31.6

(Note)The above characteristics data are average values obtained within three charge/discharge cycles not the minimum values.



ISO9001:2000

MH25860

G4M19906-9202-E-16

[www.vision-batt.com](http://www.vision-batt.com)

**Shenzhen Center Power Tech. Co., Ltd.**  
 Center Power Industrial Park, Tongfu Industrial District Dapeng Town, 518120 Shenzhen, China  
 Tel: (+86-755) 8431 8088 Fax: (+86-755) 8431 8038 E-mail: sales@vision-batt.com