

CT12-50X-CFR 12V 50Ah(10hr)

The rechargeable batteries are lead-lead dioxide systems. The dilute sulfuric acid electrolyte is absorbed by separators and plates and thus immobilized. Should the battery be accidentally overcharged producing hydrogen and oxygen, special one-way valves allow the gases to escape thus avoiding excessive pressure build-up. Otherwise, the battery is completely sealed and is, therefore, maintenance-free, leak proof and usable in any position.

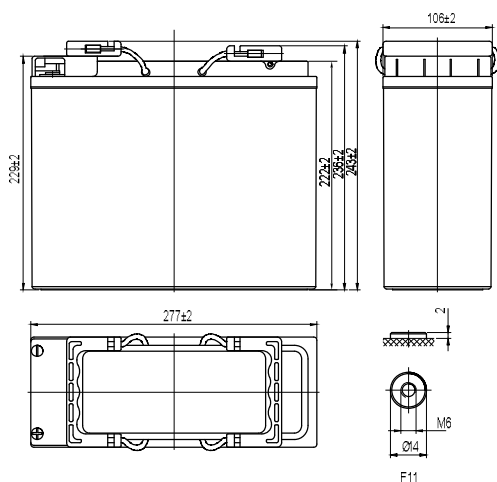


Battery Construction

Component	Positive plate	Negative plate	Container	Cover	Safety valve	Terminal	Separator	Electrolyte
Raw material	Lead dioxide	Lead	ABS	ABS	Rubber	Copper	Fiberglass	Sulfuric acid

General Features

- Absorbent Glass Mat (AGM) technology for efficient gas recombination of up to 99% and freedom from electrolyte maintenance or water adding.
- Not restricted for air transport-complies with IATA/ICAO Special Provision A67.
- UL-recognized component.
- Can be mounted in any orientation.
- Computer designed lead, calcium tin alloy grid for highpower density.
- Long service life, float or cyclic applications.
- Maintenance-free operation.
- Low self discharge.
- With VO Flame retardants cover and HB ABS container



Performance Characteristics

Battery model	CT12-50X-CFR			
Nominal voltage	12V			
Number of cell	6			
Capacity (25 °C)	10hR(5A, 10.8V)	5hR(9.06A, 10.5V)	1hR(35.2A, 9.60V)	
	50Ah	45.3Ah	35.2Ah	
Dimensions Max.	Length	Width	Height	Total Height
	277±2 mm	106±2 mm	222±2 mm	229±2 mm
Approx. weight	17.3Kg (38.1 lbs)			
Internal resistance	Full charged at 20 °C: 8mOhms			
Self discharge	3% of capacity declined per month at 20 °C (average)			
Operating temperature range	Discharge	Charge	Storage	
	-20~60 °C	-10~60 °C	-20~60 °C	
Max. discharge current (20 °C)	500A (5s)			
Short circuit current	1250A			

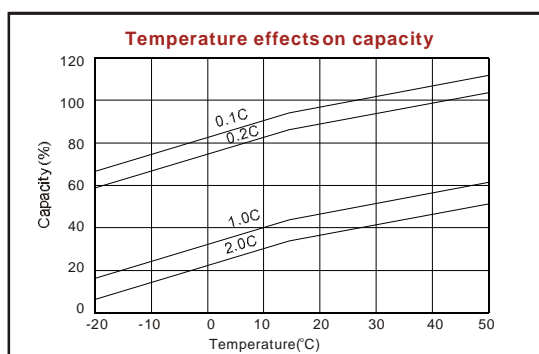
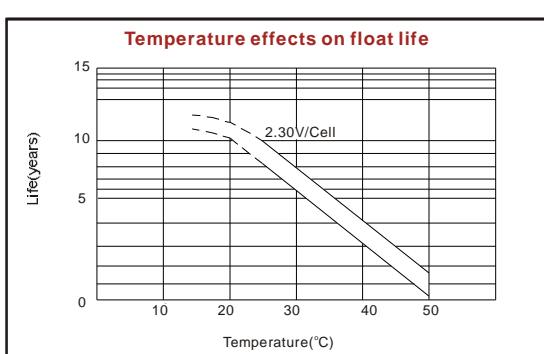
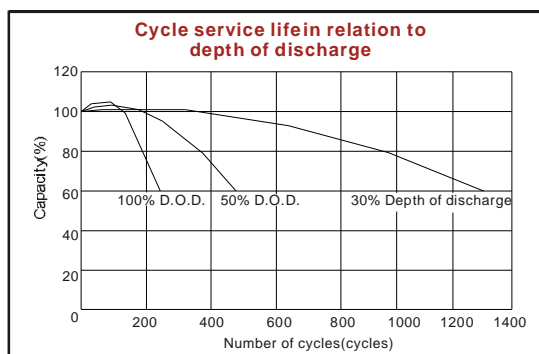
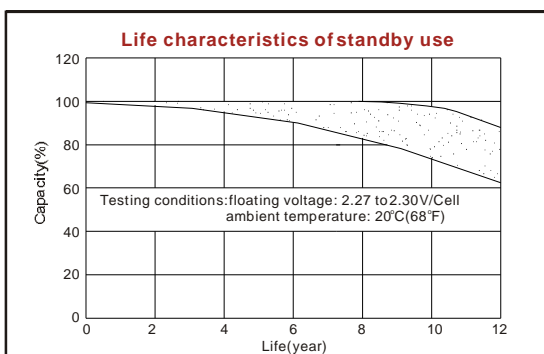
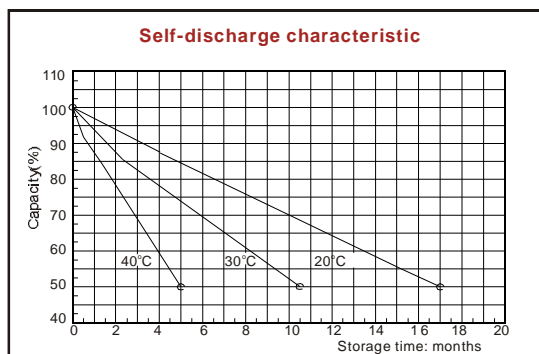
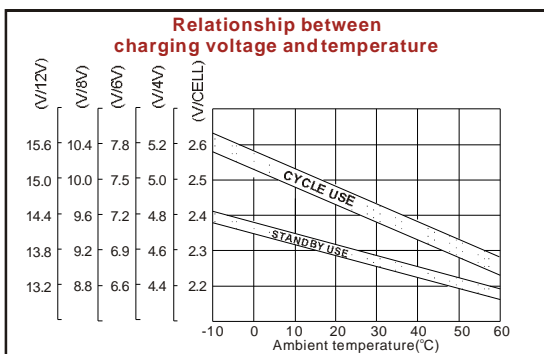
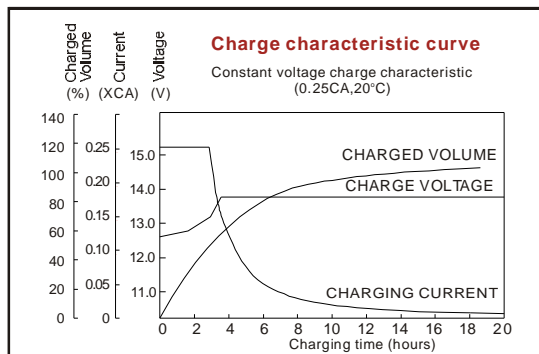
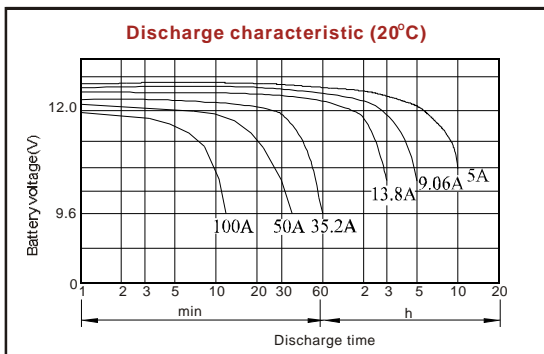
Discharge Constant Current (Amperes at 77°F25°C)

End Point Volts/Cell	10min	15min	30min	45min	1h	3h	5h	10h
1.60V	109	88.2	57.6	44.0	35.2	14.5	9.26	5.04
1.65V	101	82.7	55.5	42.7	34.5	14.3	9.19	5.03
1.70V	93	77.1	53.3	41.4	33.8	14.1	9.13	5.02
1.75V	85	71.6	51.2	40.1	33.1	13.8	9.06	5.01
1.80V	77	66.0	49.0	38.8	32.4	13.6	9.00	5.00

Discharge Constant Power (Watts at 77°F25°C)

End Point Volts/Cell	10min	15min	30min	45min	1h	2h	3h	5h
1.60V	190	159	111	85.6	69.0	38.9	28.5	18.5
1.65V	179	151	107	82.7	67.1	38.4	28.2	18.4
1.70V	168	143	102	79.8	65.3	37.9	28.0	18.2
1.75V	158	135	97.9	76.9	63.5	37.5	27.7	18.1
1.80V	147	127	93.4	74.1	61.7	37.0	27.5	17.9

(Note)The above characteristics data are average values obtained within three charge/discharge cycles not the minimum values.





ISO9001:2000



MH25860



G4M19906-9202-E-16



Shenzhen Center Power Tech. Co., Ltd.
 Center Power Industrial Park, Tongfu Industrial District Dapeng Town, 518120 Shenzhen, China
 Tel: (+86-755) 8431 8088 Fax: (+86-755) 8431 8038 E-mail: sales@vision-batt.com

www.vision-batt.com